

Gender Pay Gap Reporting

July 2021

NHS

**University Hospitals
of Leicester**

NHS Trust


Caring at its best

Introduction

University Hospitals of Leicester NHS Trust are committed to providing outstanding patient care and we do this by ensuring we have diverse, talented and high performing workforce.

As part of this commitment we will ensure everyone, regardless of background can contribute to creating an inclusive and compassionate culture and that gender equity is considered at each stage of the employee life cycle.


We will enable UHL to fulfil this ambition through our Becoming the Best Quality Strategy and our People Plan.



Gender Pay Gap legislation, introduced in April 2017, requires all employers with 250 or more employees to publish the gender pay gap of those in scope annually. The legislation requires employers to carry out seven calculations that show the difference between the average earnings of men and women in the hospital.

The gender pay gap is different to equal pay. Equal pay deals with the pay differences between men and women who carry out the same jobs, similar jobs or work of equal value. The gender pay gap shows the difference in average pay between men and women.

We are committed to ensuring that our pay practices are transparent, fair and equitable. The Trust has adopted and implemented national NHS pay schemes which have undergone an equality analysis.




Our Workforce

Every job at UHL is evaluated and placed within a grade. Grades vary by level of responsibility and each grade has a specific pay range and clinical and non-clinical staff will progress through the pay range as staff develop their careers.

Some of our employees are appointed on fixed rate salary such as our apprentices.

Analysis of our internal equality data indicates that:

76.1% of our workforce are women and 23.8% of our workforce are men.



Gender Pay Gap

This report details our headline pay gap figures as at 31 March 2020, a brief analysis of why we have a pay gap and an overview of our actions to close the gap.


The Gender Pay Gap is defined as the difference between the **mean** or **median** hourly rate of pay of men and women.

The **mean** gender pay gap is the difference between the average hourly earnings of men and women.

The **median** hourly pay gap is the **difference between the midpoints** in the ranges of hourly earnings of men and women. Pay excludes payments overtime but includes enhancements for shifts and weekend working.

Our mean gender pay gap is 29% and is calculated on the basis of earnings as at the pay period which includes the 31.03.20.

Our median gender pay gap is 15% (a increase of 2%, for the same period).



Why do we have a gender pay gap?

The main reason for the gender pay gap is an in-balance in the numbers of men and women across the whole workforce and a 24% pay gap in the upper quartile (26% 2019).

The Medical Consultant workforce predominantly consists of men (66%) and Consultants are the highest paid group of staff - this difference is influencing the gender pay gap. We expect this to change over time as there are now more women students in medical schools than men.

The gender pay gap for the medical and dental workforce overall is 14.11% (14.97% in 2019). The bonus pay analysis shows fewer women receive Clinical Excellence Awards than men, and the value of these is less for women as they are more likely to work part time.

We recognise that there is gender occupational segregation within our workforce and that this leads to an over-representation of one gender which may impact on the overall gender pay gap for the

Trust. For example Healthcare scientists, qualified nursing and midwifery staff and allied health professionals are predominantly women.

For administration and clerical staff we have a pay gap of 23% (21% in 2019). This is attributable to the disproportionate number of men in the most senior manager roles, e.g. Directors.

Bonus Gap

Proportion of men and women receiving a bonus

At University Hospitals of Leicester NHS Trust only medical Consultants receive a payment that must be classed as a bonus. The payments are called 'Clinical Excellence Awards' and come from the national contract for Consultants, plus a separate local scheme. These awards are paid on a pro rata basis linked to how many hours a week each Consultant works for the Trust.


UHL employs 759 Consultants - 34% were women in March 2020 - same as 2019.

In 2020 of all Medical Consultants eligible to receive an award, 37% (up from 35% in 2019) were women and 46% (up from 45% in 2019) were men were in receipt of an award.

Proportion of employees who were paid a bonus by gender:

0.9% of women received an Award (Bonus) payment compared to 7% of the men. This helps to explain the whole workforce mean bonus pay gap of 29% (up from last year 26%) and the median bonus gap of 47.4% (same as 2019).

The bonus gender pay gap is derived from the consultant's clinical excellence award process which due to nationally agreed transition arrangements, over the last 3 years, has been equally split over the entire eligible consultant workforce which means there is very little opportunity to influence how it is applied.



'Bonus' Pay Gap

Mean 29% (26% 2019)
Median 47% (47% 2019)



Staff Receiving 'Bonus'



0.9% (0.7% 2019) 6.71% (6.08% 2019)

Pay Quartiles

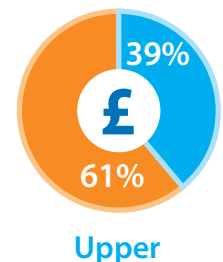
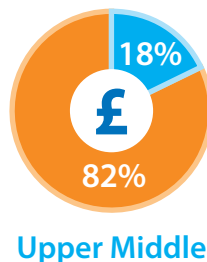
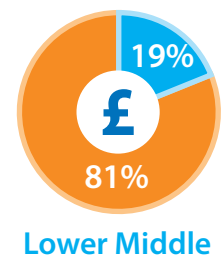

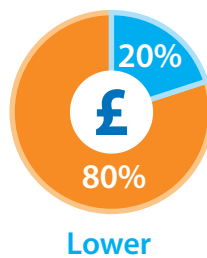
Proportion of men and women in each pay quartile

77% of our workforce are women which mirrors the NHS as whole (source: NHS Digital 2018) showing that our workforce profile is reflective of the national workforce.

The infographic right shows the proportion of men and women employees within our workforce as at 31st March 2020 divided into four pay band quartiles; lower, lower middle, upper middle and upper.

In order to complete the calculations UHL is required to list all employees along with their gender in order of lowest hourly to highest hourly rate of pay.

Hourly Pay Quartiles



The lowest pay quartile is 80% (82% in 2019) women and 20% men (18% in 2019).

The highest pay quartile is 61% women (63% in 2019) and 39% men (37% men in 2019).

Since the lower middle and upper middle quartiles are 81%, 82% female and 19%, 18% men respectively, the gender pay gap is principally driven by the differences in the upper quartile.

Closing the Gap

We aim to achieve a gender balance across our workforce as a whole, as well as at the most senior levels of our Trust. This will make a significant contribution to the reduction in gender pay gaps and gender occupational segregation across some of our staff groups.



In terms of progress we have:

- Increased the % of female participants on the NHS Graduate Programme from 67% in 2018 to 75% in 2021
- Created a Gender Network to inform the development of our approach
- Designed an Active Bystander programme which addresses incidents of sexual harassment and other inappropriate behaviours
- Developed and communicated a support framework for women going through the menopause

Actions to reduce the gap for 2020/2021

- Build capacity of our UHL Gender Network
- Establish a Senior Gender Champion at Trust Board level
- Work with our Gender Network to design and deliver a series of focus groups to understand lived experience, and further explore the themes of this report
- Roll-out Diversifying Leadership development sessions
- Review our recruitment and promotion processes through a gender lens
- Develop and deliver mentoring and sponsorship interventions
- Implement Active Bystander Programme to promote a positive working culture

The actions above are aligned to our Trust EDI Strategic Plan.

Hazel Wyton
Director of People and OD

